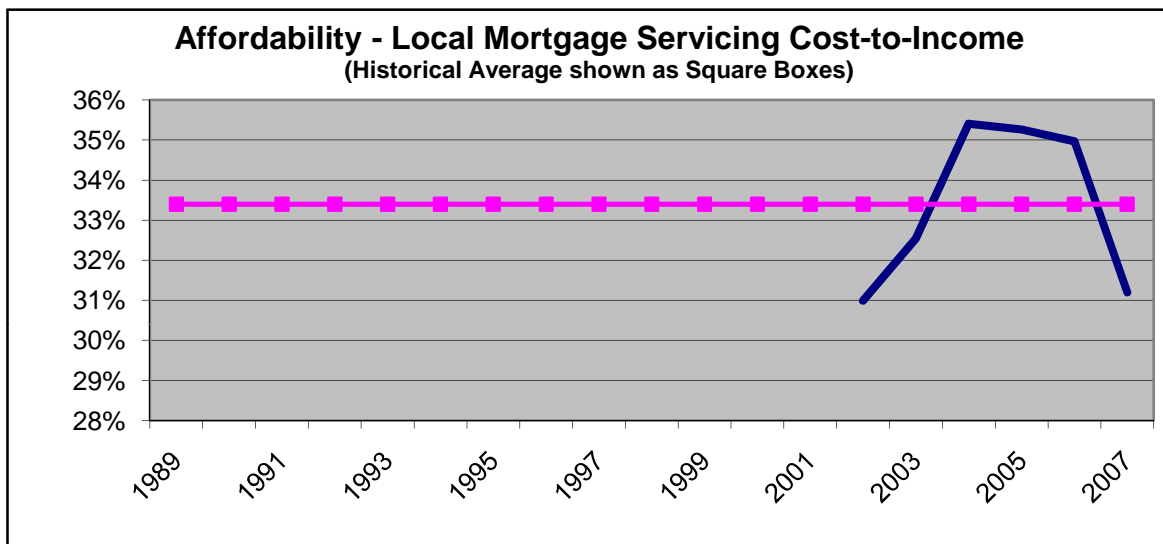
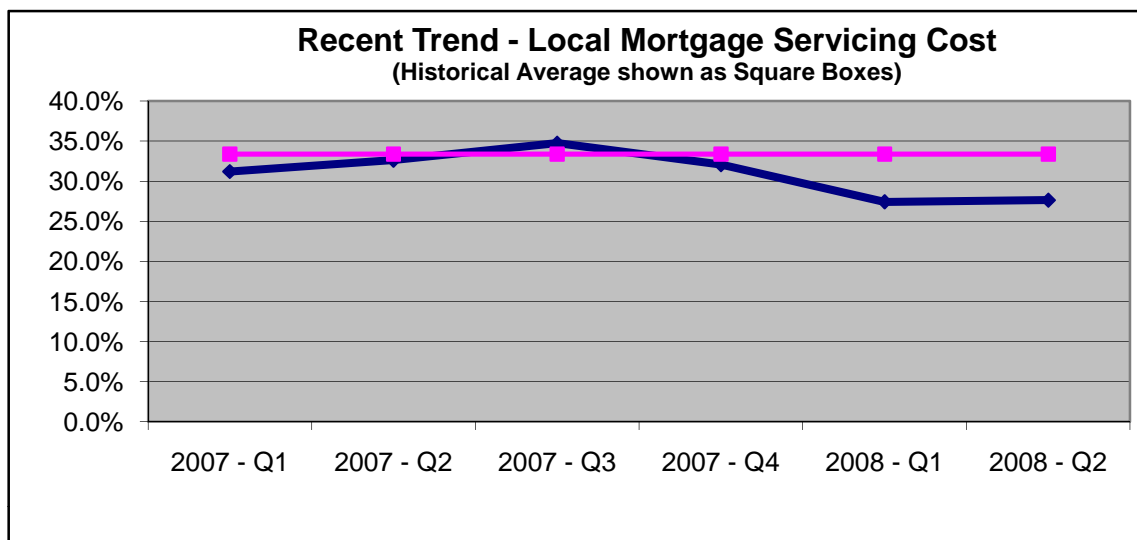


Local Economic Outlook	Barnstable	U.S.	
1-year Job Additions (2008 July)	4,000	Not Comparable	Solid for this market
3-year Job Additions (2008 July)	8,700	Not Comparable	Weaker than local average
State Economic Activity Index	Massachusetts	U.S.	
12-month change (2008 July)	2.0%	1.0%	Good compared with nation
36-month change (2008 July)	8.8%	7.4%	Good relative to the nation

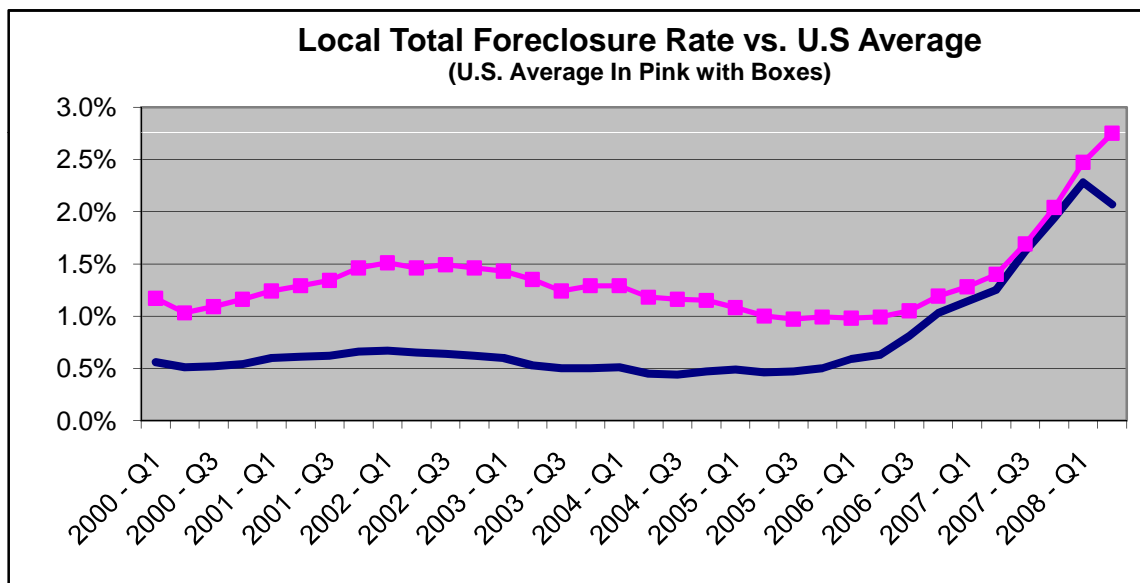
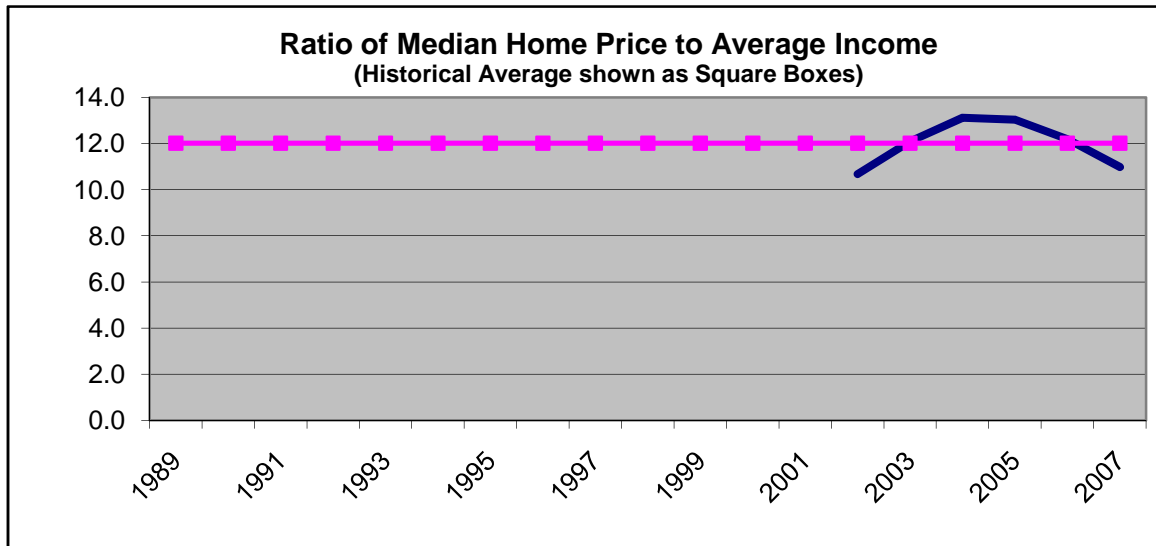
Local Demand Fundamentals	Barnstable	U.S.	
1-year Job Growth Rate	2.2%	-0.1%	Very strong and resilient
3-year Job Growth Rate	5.0%	2.7%	Stronger than most metro areas
1-year Job Gain to New Single-Family Homes	6.2	-0.1	Good compared to the nation
3-year Job Gain to New Single-Family Homes	3.5	0.7	Good compared to the national average



Monthly Mortgage Payment to Income	Barnstable	U.S.	
Ratio for all of 2007	31.2%	22.4%	Weak local affordability
Ratio for Q2 2008	27.6%	20.8%	Improving and historically strong
Historical Local Average	33.4%	22.8%	Weak relative to the nation



Median Home Price to Income	Barnstable	U.S.	
Ratio for 2007	11.0	7.9	Good Relative to Local History
Historical Local Average	12.0	7.2	Weak Compared to Nation Average



Monthly Market	Massachusetts	U.S.	
State Foreclosure Rate (2008 Q2)	2.1%	2.8%	Worrisome Local Increase
State Foreclosure Rate (2007 Q2)	1.3%	1.4%	Strong Compared to the Nation
State: Total Foreclosure Volume	17,227	Not Comparable	
State: Total Mortgages Serviced	832,201	Not Comparable	
State Prime Foreclosure Rate (2008 Q2)	0.9%	1.4%	Low for this area
State Subprime Foreclosure Rate (2008 Q2)	20.7%	19.4%	Worrisome relative to local history

30-year Fixed Mortgage Rate

